



BALVATIKA -1
SUMMER ACTIVITIES

Indorama Public School, Jagdishpur UP

SUMMER HOLIDAY activities / Assignments
Class – 3 - 2026- 2027

Year 20226-27

These activities /assignments, covering all subjects, aim to keep your child engaged in learning and prepare them for the upcoming academic year. They offer opportunities for exploration, skill development, and maintaining a learning routine during the break.

Rekha Saxena
084922952



INDORAMA PUBLIC SCHOOL

, E-Mail: irps-jag.principal@in.indorama.com, Website : www.indoramaschool.org

Industrial Area Indorama Township , Kamrouli, Jagdishpur UP-227817

Dear Parents,

Warm greetings from IRPS Family!

We trust this letter finds you and your family in good health. As the summer break nears, we're delighted to share that our dedicated team, under the guidance of the Principal, has curated summer activities for your child.

These activities /assignments, covering all subjects, aim to keep your child engaged in learning and prepare them for the upcoming academic year. They offer opportunities for exploration, skill development, and maintaining a learning routine during the break.

Your support in ensuring your child completes and submits **these activities to be done by your child with your support to the respective class teacher on the first week of July of school reopening after the break** is i.e. **1st July to 6th July 2026** will be greatly appreciated. It will contribute to a positive start to the academic year and reinforce the knowledge acquired during the break.

For any queries or concerns, please reach out to the class teachers.

Thank you for your ongoing support and involvement in your child's education. We eagerly anticipate a productive and successful academic year ahead.

Educationally yours,

Dr R K Dwivedi

Principal &

Team IRPS Team

Contact number of Class teacher -.....7084922952.....



HOLIDAY HOMEWORK



Index

S.N. SUBJECT

1. English
2. Hindi
3. Mathematics
4. Evs
5. Art
6. Computer

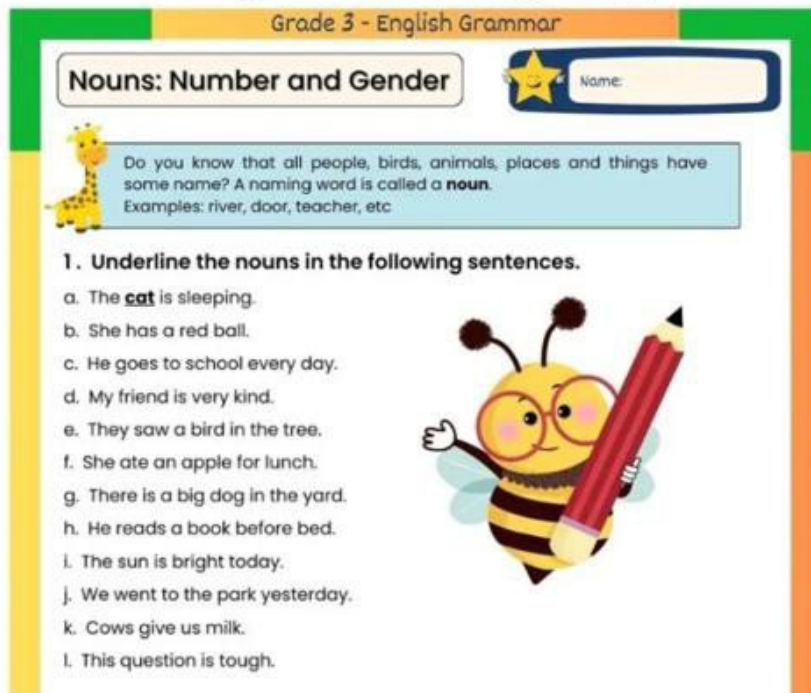




English Holiday Homework

Design and make one greeting card for the following occasion :

1. Design a birthday card for your friend
2. Write a paragraph in 50-60 words on :
 - 🌸 My favourite story book
 - 🌸 The festival I like the most
 - 🌸 My favourite family member
(Write in your literature copy)
3. Make a chart of nouns and genders
4. Do the worksheet given below in your grammar copy :



Grade 3 - English Grammar

Nouns: Number and Gender



Do you know that all people, birds, animals, places and things have some name? A naming word is called a **noun**.
Examples: river, door, teacher, etc

1. **Underline the nouns in the following sentences.**

- a. The cat is sleeping.
- b. She has a red ball.
- c. He goes to school every day.
- d. My friend is very kind.
- e. They saw a bird in the tree.
- f. She ate an apple for lunch.
- g. There is a big dog in the yard.
- h. He reads a book before bed.
- i. The sun is bright today.
- j. We went to the park yesterday.
- k. Cows give us milk.
- l. This question is tough.

Learn your literature lessons and practice grammar topics for the periodic test ✨

Remember to help your parents learn new skills and water the plants 🌿 ✨



ग्रीष्मावकाश हेतु गृह कार्य

विषय-हिन्दी

1. अपने दादा-दादी या परिवार के किसी अन्य सदस्य से बातचीत कीजिए और किसी एक औद्योगिक पौधे के नाम के साथ चित्र बनाकर या चिपकाकर उसका उपयोग लिखिए।
उदाहरण – तुलसी , धतुमारी
2. 17 जून को फ़ादर्स डे है। अपने पिता के लिए इसे एक खास दिन बनाकर उन्हें चौंका दीजिए और उस दिन के अनुभव को अनुच्छेद के रूप में लिखिए।
3. पानी की बर्बादी पर स्लोगन सहित एक चार्ट बनाएँ।
4. प्रेमचंद की कहानियाँ पढ़ें। किन्हीं दो कहानियों के मुख्य पात्रों के नाम लिखते हुए कौन सा पात्र आपको सबसे अच्छा लगा और क्यों? लिखें। अंत में कहानी से मिलने वाली सीख लिखें।
5. आवर्ती परीक्षा हेतु संपूर्ण पाठित व्याकरण एवं पाठकों का नियमित अभ्यास करें।
निर्देश— 1. संपूर्ण कार्य एक अलग पतली कॉपी में करें।
2. सुलेख लिखते हुए कॉपी की स्वच्छता एवं सुंदरता का विशेष ध्यान रखें।

सुंदर लेखन, श्रेष्ठ विचार
और निरंतर अभ्यास ही
सफलता की कुंजी है।



Value Building

Holiday Homework Maths

Your school is collecting books to build a community library for children who don't have access to many books at home. Each class has decided to contribute books they no longer need. Your class has collected 1,245 books, Grade 4 has collected 1,832 books and Grade 5 has collected 1,520 books.



1. How many books have all three classes collected together?
2. Discussion point:
 - (a) **Community and sharing:** How does sharing books help other children in our community?

 - (b) **Goal setting and collaboration:** Why is it important to work together to reach a common goal? What are some other ways we can help others in our community?



Building Bridges

The Endangered Bird Rescue

A team of scientists is on a mission to save endangered birds in a forest. They set up 250 birdhouses to provide safe shelter for the birds. After a few weeks, they observed that some birdhouses were damaged by strong winds.

- (a) Out of the 250 birdhouses, 118 were damaged. How many birdhouses are still usable?
- (b) Later, the team conducted a survey and found that 89 birdhouses have been occupied by birds, while the rest are empty. Find out the number of empty birdhouses.


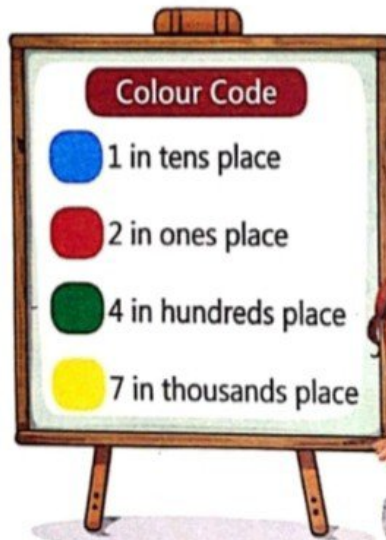


Mental Maths



BALLOON HOUSE

Colour the balloons according to the given colour code.



**Do worksheet (pg.no.- 54 & 71) in maths copy.
Complete your holiday homework in maths copy.**

HOLIDAY HOMEWORK

EVS

1

Prepare a collage on the three food groups.



2

Paste different types of clothes on A4 sheet and name them.




3

Make one bird feeder with waste material of your house.



4

Prepare for Periodic Test -1



Happy Holidays!





Holidays Homework craft Activities

1- jellyfish- make with a colorful paper

2- pen holder - cupcake design





CLASS 3 COMPUTER



1 Draw or paste any three input / output device that perform both as input and output functions.

Write a brief description for each.

TOUCHSCREEN



A touchscreen is both an input and output device. We touch the screen to give commands (input) and it shows the results or information (output).

HEADSET WITH MICROPHONE



A headset with microphone is both an input and output device. We use the microphone to speak (input) and the headphone to hear sounds (output).

DIGITAL CAMERA



A digital camera is both an input and output device. We capture pictures or videos (input) and we can see them on the screen (output).

2 Paste a colourful desktop screen, label its components and write two to three lines about each.

ICONS

Icons are small pictures on the desktop. They represent programs, files or folders.

START BUTTON

The Start button is used to open programs, apps, settings and files.

SHORTCUT ICONS

Shortcuts help us to open programs or files quickly with one click.

SYSTEM TRAY

The system tray shows important icons like volume, network and battery.

WALLPAPER

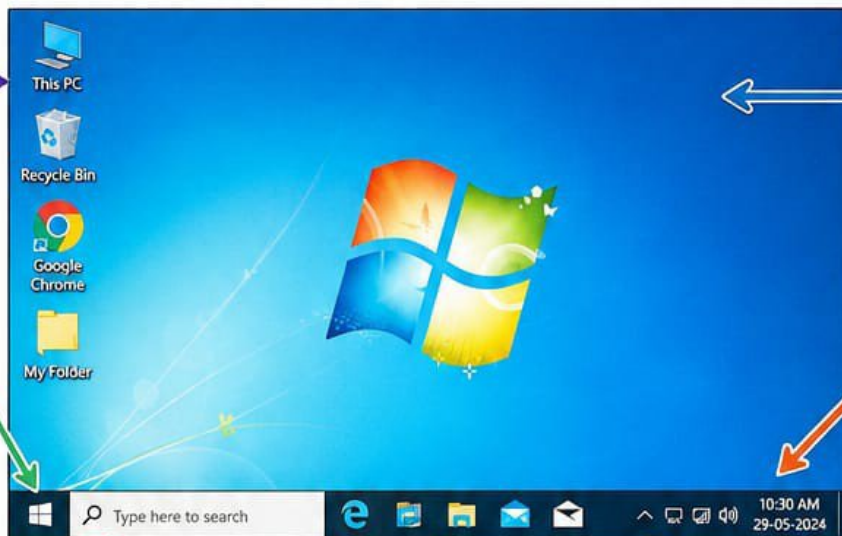
Wallpaper is the background picture on the desktop. It makes the desktop look nice.

TASKBAR

The taskbar is at the bottom of the screen. It shows open programs and the time.


DATE AND TIME

It shows the current date and time on the computer.



Revise the syllabus taught for Periodic Test 1.

Study well, revise regularly
and do your best!





Paper Roll ROBOTS

For Class ♥ 3B



Flower Wreath
Fearlessly Creative Mamas





Happy
SUMMER
Holiday